

# Fred POS system update process


## Recommended process

# FRED

**1** When?  
Before 1 September

### What do you do?


Complete Fred Office 4.6 update.

 User time: 1min  
Process time: 30min (max)

**2** When?  
On 1 September

### What do you do?

Complete Fred Dispense update. This is a Business As Usual update.


 User time: 1min  
Process time: 5min (max)


**3** When?  
The day before your selected Fred system update date.

### What do you do?

At the end of the day Click "Download Now" in AppCAT/Fred Office.

You do not have to wait for the download to finish, you can leave your PC on and leave the store and the download will complete overnight.


 You may have the option of skipping this step and going straight to Step 4 if your "Last Downloaded" date is on/after 29 August 2021.

 User time: 1min  
Process time: 30min (max)


**4** When?  
The day of your selected Fred system update date.

 You need to refer to the "Fred Update Sigma Reorder Numbers User Guide" here to complete these steps.

### What do you do?


- |                                                                                                                                                          |                                                                                                     |
|----------------------------------------------------------------------------------------------------------------------------------------------------------|-----------------------------------------------------------------------------------------------------|
| i. Receive all open invoices                                                                                                                             |  User time: 1min |
| ii. At the end of the day, place the final order                                                                                                         | User time: 5min                                                                                     |
| iii. Choose any Sigma product and change the PDE to "87654321"<br>(Don't worry, this will be changed back in step vi.)                                   | User time: 2min                                                                                     |
| iv. Place another order with just PDE 87654321<br>(Don't worry, this won't get charged to your account. This just lets Sigma know you've switched over). | User time: 2min                                                                                     |
| v. Apply AppCAT Pack Size Differences                                                                                                                    | User time: 1min<br>Process time: 10min                                                              |
| vi. Apply AppCAT Reorder Number differences<br>(You don't have to wait to finish. You can leave PC on and leave store)                                   | User time: 2min<br>Process time: 45min                                                              |

**5** When?  
The day after your selected Fred system update date.

 Complete! You're now using Sigma's new 8-digit Product Number.


### What do you do?


Optional Only: You can choose to add 'New Supplier' to the items.

 User time: 2min  
Process time: 10min (max)

and

For Fred Dispense, turn on FRED8POS setting.

 You need to refer to the "Fred Enable Fred8POS Feed Format User Guide" here to complete this step.

 User time: 2min

 Need help? Visit the Fred Web Help FAQ page [here](#) or for technical support please email [helpdesk@fred.com.au](mailto:helpdesk@fred.com.au) with the subject "Sigma PDE". For urgent queries call 1300 731 888 and quote "Sigma PDE".